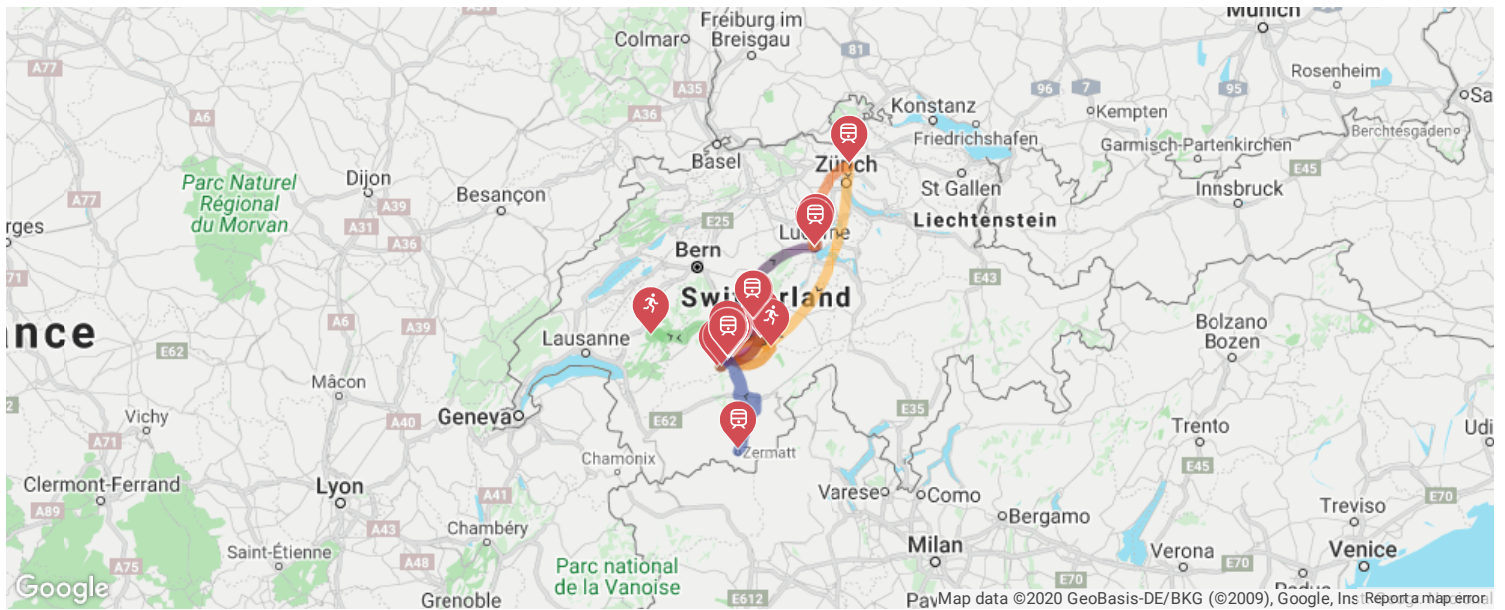


Majestic Switzerland - Fully Customizable for under \$1955 per person!

Trip duration: 14 days | Itinerary ref. #: TC-AQG1SNSR | Travelers: 2 adults

Total price
\$3,907.81



OVERVIEW



Set in the most scenic areas of Switzerland, and surrounded by the world famous Eiger, Mönch, and Jungfrau mountains, you are guaranteed to have spectacular views during your entire trip!

Accommodations Included: Swiss Chalet, Swiss Mountain Hut, Spacious Lucerne Apartment. Transportation Included: Swiss Pass 4-Day Flexible, Unlimited travel in Switzerland by train, bus, boat, and public transport in cities and up to 50% discount on most mountain excursions on Swiss Pass validated travel dates. Day Trips Included: Blausee Lake Hike, Interlaken Adventure, Gruyère & the Cailler Chocolate Factory, Gondola to Oeschinenensee Lake, Jungfrauoch & Eiger Trail with Grindelwald, Lauterbrunnen & Trummelbach Falls with optional Schilthorn Mountain, Zermatt & the Matterhorn, Lucerne & Mount Rigi. Activities Included: Paragliding, White Water Rafting, Canyoning, Swiss Mountain Hiking, Beginner Rock Climbing, 'Rodelbahn' Summer Sled Run, Row Boat on Oeschinenensee Lake, Round Trip Ferry on Lake Lucerne, Free entrance to more than 500 museums. Additionally, there are 2 free days to add in other things that interest you!

***NOTE: THIS ITINERARY IS COMPLETELY CUSTOMIZABLE - ADD OR REDUCE DAYS, ADD OR REDUCE ACTIVITIES, CHANGE ROUTES, CHANGE ACCOMMODATIONS, ETC.**




Day 1

Switzerland

-  Swiss Travel Pass (4 Day-Flex) - Zurich Airport to Kandersteg
-  Swiss Chalet Homestay



Day 2

Switzerland

-  Paragliding in Kandersteg
-  Hike the Kandersteg Trail to Blausee (Bus Optional)
-  Swiss Chalet Homestay



Day 3

Switzerland

-  Train to Interlaken
-  Rafting & Canyoning Combo

Day 4


Switzerland

-  Chocolate & Cheese Trip - Gruyère & the Cailler Chocolate Factory
-  Swiss Chalet Homestay

Day 5

Switzerland

 Three Valleys Hike'n'Climb - Moderate Hiking & Beginner Rock Climbing - Day 1

 Overnight at the Ueschinen Hut

Day 6

Switzerland

 Three Valleys Hike'n'Climb - Serious Hiking & Valley Scenery - Day 2

 Swiss Chalet Homestay

Day 7


Switzerland


 Free Day / Relax Day in Kandersteg


 Swiss Chalet Homestay

Day 8

Switzerland

 Gondola to Skilift Bire at the Rodelbahn, then Easy Hike to Oeschinenensee Lake

 Summer Sled Run 'Rodelbahn'


 Rowing Boats at Oeschinensee

 Swiss Chalet Homestay

 Swiss Culture Night

Day 9


Switzerland


 Jungfraujoch, Eiger Trail, and Grindelwald Day trip

 Swiss Chalet Homestay

Day 10

Switzerland



 Train to Interlaken - Bus to scenic Lauterbrunnen

 Lauterbrunnen, Trummelbach Falls, and optional Schilthorn Mountain

 Swiss Chalet Homestay




Day 11

Switzerland

-  Swiss Travel Pass (4 Day-Flex) - Zermatt & Matterhorn Day Trip
-  Swiss Chalet Homestay



Day 12

Switzerland

-  Swiss Travel Pass (4 Day-Flex) - Relocate to Lucerne
-  Cozy Apartment in Lucerne
-  Lucerne Swiss Pass: Round-Trip Ferry & Cogwheel Train up Mount Rigi

Day 13

Switzerland

-  Free Day in Lucerne
-  Cozy Apartment in Lucerne

Day 14

-  Swiss Travel Pass (4 Day-Flex) - Take the Train back to Zurich Airport

ITINERARY

Day 1

Arrive in Switzerland and travel to your Swiss Chalet



Switzerland

📍 Switzerland -

More images:



Switzerland (German: Schweiz, French: Suisse, Italian: Svizzera, Romansch: Svizra), officially the Swiss Confederation (Latin: Confoederatio Helvetica, hence the abbreviation "CH") is a landlocked country in Central Europe. It has borders with France to the west, Italy to the south, Austria and Liechtenstein to the east and Germany to the north. Switzerland is known for its mountains (Alps in the south, Jura in the northwest) but it also has a central plateau of rolling hills, plains, and large lakes. The highest point is Dufourspitze at 4,634 m (15,203 ft) while Lake Maggiore is only 195 m (636 ft) above sea level, and the temperate climate varies greatly with altitude. Switzerland is intrinsically more culturally diverse than perhaps any other European country. It has four official languages which have historically been dominant in various regions, or cantons. German, French and Italian are spoken in the regions bordering the respective country, and Romansch - a language of Swiss origin - spoken in the mountainous area of Graubünden. Switzerland also has one of the proportionally largest expat/immigrant populations - almost every fourth resident (24.3% as of 2014) is a foreign national - consisting of almost all of the world's nationalities and ethnic groups. Renowned for tolerance, neutrality and direct democracy, as well as almost-legendary affluence, Switzerland has one of the highest standards of living in the world - and prices to match. Switzerland can be a glorious whirlwind trip whether you've packed your hiking boots, snowboard, or just a good book and a pair of sunglasses.



Depart
12:00

Swiss Travel Pass (4 Day-Flex) - Zurich Airport to Kandersteg

📍 Zurich Airport, Kloten, Switzerland - Kandersteg, Bahnhof, Kandersteg, Switzerland -

🕒 3 hours 👤 2 adults

\$177.15

Take a scenic train ride from the airport - through Bern - to your accommodations in Kandersteg. Trip heads from Flughafen Zurich towards [IC] Brig and ending in Spiez. Transfer in Spiez towards [RE] Brig to Kandersteg.



Check-in
15:00

Swiss Chalet Homestay ★★★★★

📍 Acherestrasse, Acherestrasse, Kandersteg, Switzerland -

🕒 11 nights 👤 2 adults

\$127

What could be better than staying in an actual Swiss Chalet to set the stage for your Switzerland vacation?

Free parking on premises, single level home

Guest Access via Lockbox

Amenities WiFi everywhere

Fully equipped kitchen

Oven

Show more ▾

Paragliding & Hike to Blausee Lake



Paragliding in Kandersteg

Start at
09:00

📍 Luftseilbahn Kandersteg-Allmenalp, 23 Allmenbahnstrasse, Kandersteg, Switzerland -

🕒 2 hours 👤 2 adults

\$165

Soar high in the skies above Kandersteg as you take in the magnificent views and revel in this special experience.

See Kandersteg like never before as your guide takes you up the Allmenalp cable car. Then flies you down in style, paragliding back down to where you started, a truly unmissable experience.

Price includes paragliding, helmet and allmenalp cable car tickets.

<https://www.kisc.ch/programme-adventure/paragliding-flights>



Hike the Kandersteg Trail to Blausee (Bus Optional)

Start at
13:00

📍 Blausee, Switzerland -

🕒 5 hours 👤 2 adults

\$1

Light 1 1/4 hour hike. Total: 887 meters one way (0.551 miles)

This relaxing walk takes you along well-marked, good quality footpaths along the bank of the river Kander and is a suitable hike for all ages. Head out of the valley on the footpath along the left bank of the river Kander as far as the weir, continue on the left bank through meadows and woodlands as far as Blausee. Trail path available through the link below from kandersteg.ch.

Blausee is a small blue lake surrounded by idyllic woods and in a unique mountain setting. An unrivalled natural wonder. Deep blue water from the crystal clear lake.

The 20-hectare nature park has plenty to offer at the lake: you can visit the organic trout farm, take a glass-bottom boat ride on the crystal clear waters, enjoy some of the surrounding mystical walking trails, enjoy the BBQ areas and picnic sites available for you to use, or even check out the children's play park. You can also visit the Blausee Museum.

A Bus is also available from Kandersteg - Blausee:

- Price adult: CHF 6.80 (single ticket)
- Price child: CHF 3,40 (single ticket)

Entrance fee to Blausee: SFr. 1,- payable at KISC reception (with group ticket). The group ticket can be borrowed from reception.

<https://www.kisc.ch/programme-adventure/blausee-hike>

<https://www.kandersteg.ch/en/s/hiking-walking-trails?t=8633>

Interlaken White Water Rafting & Canyoning - Explore Interlaken



Train to Interlaken

Depart

07:30

Kandersteg, Bahnhof, Kandersteg, Switzerland - Interlaken West, Bahnhof, Interlaken, Switzerland -

1 hour 2 adults

\$41

Travel from Kandersteg to explore Interlaken.

<https://www.kisc.ch/programme-adventure/train-interlaken>



Rafting & Canyoning Combo

Start at

08:30

Interlaken, Switzerland -

7 hours 30 minutes 2 adults

\$189

Double the fun! Lutschine rafting in the morning, Interlaken canyoning in the afternoon.

In the morning take on the challenge of the mighty Lutschine river which offers some of the best whitewater rafting in the Swiss Alps. Straight from the start below the Eiger North Face, from here continuous class III-IV rapids surge down from the mountains and out into the Interlaken valley and the Lake of Brienz. Finish the day by rappelling, sliding, and jumping down rocks and waterfalls into the white water filled canyon in Interlaken. This trip covers every aspect of the sport and makes a great introduction to canyoning.

<https://www.kisc.ch/programme-adventure/rafting-canyoning-combo>



Train to Interlaken

Arrival

18:30

Interlaken West, Bahnhof, Interlaken, Switzerland - Kandersteg, Bahnhof, Kandersteg, Switzerland -

Day 4

Chocolate & Cheese Day Trip - Explore Gruyère & Broc



Chocolate & Cheese Trip - Gruyère & the Cailler Chocolate Factory

Start at

07:45

Maison Cailler, 7 Rue Jules Bellet, Broc, Switzerland -

10 hours 2 adults

\$80

Get a taste of Switzerland! Spend a day immersing yourself in world famous chocolate, cheese and beautiful scenery.

Take a coach from KISC through the scenic Swiss countryside to the Cailler chocolate factory in Broc. Here you will learn about the history of Swiss chocolate and how it is made before you get the chance to taste their signature recipes for yourself! From here you will travel to the beautiful picturesque village of Gruyère where you will have some time to enjoy the surroundings and eat your lunch. You will then take a tour around the factory which produces the world-famous Gruyère cheese. In the end, you will have the chance to enjoy some cheese samples.

<https://www.kisc.ch/programme-adventure/chocolate-cheese-trip>

Day 5

Your Swiss Scenic Mountain Hike & Rock Climbing Experience

Three Valleys Hike'n'Climb - Moderate Hiking & Beginner Rock Climbing - Day 1

Start at  Ueschinenhütte, Kandersteg, Switzerland -

08:15  10 hours 45 minutes  2 adults

\$96.80

Practising climbing, sleeping in a hut at 2'000 m, seeing three different valleys from different perspectives and reaching a maximum altitude of 2'735 m - 2 days of true alpine experience!


Start the morning hiking up to the Ueschinen Hut, where you will have lunch before spending the afternoon rock climbing. In the evening, relax and enjoy the amazing views from the hut. The next day you will gain some elevation and get to see lovely sceneries from many different places. At the end of the hike, we will take the cable car down to KISC.

Price includes: KISC Guide, climbing equipment, overnight at the Ueschinen Hut, the cable car down from Sunnbüel

Price includes: Meals (Dinner, breakfast and 2x packed lunch)

<https://eatwanderexplore.com/blog/2018/1/4/three-valleys-hike>

Overnight at the Ueschinen Hut ★★★★★

Check-in  Acherestrasse, Acherestrasse, Kandersteg, Switzerland -

12:00  1 night  2 adults  Without Breakfast

Practising climbing, return to eat your own packed dinner/snacks (or the one you purchased for cooking from KISC prior to the start of this hike), then sleep at the Ueschinen Hut at 2'000 m

Day 6

Three Valleys Hike'n'Climb - Serious Hiking & Valley Scenery - Day 2

Start at  Tschingellochtighorn, Adelboden, Switzerland -

06:45  10 hours 15 minutes  2 adults

Practising climbing, sleeping in a hut at 2'000 m, seeing three different valleys from different perspectives and reaching a maximum altitude of 2'735 m - 2 days of true alpine experience!

Start the morning hiking up to the Ueschinen Hut, where you will have lunch before spending the afternoon rock climbing. In the evening, relax and enjoy the amazing views from the hut. The next day you will gain some elevation and get to see lovely sceneries from many different places. At the end of the hike, we will take the cable car down to KISC.

Price includes: KISC Guide, climbing equipment, overnight at the Ueschinen Hut, the cable car down from Sunnbüel

Price does not include: Meals (Dinner, breakfast and packed lunch)

<https://eatwanderexplore.com/blog/2018/1/4/three-valleys-hike>

Day 7

Relaxation Day in Kandersteg OR Free Day to Explore other areas



Start at
11:00

Free Day / Relax Day in Kandersteg

📍 Waldhotel Doldenhorn, Kandersteg, Switzerland -

🕒 4 hours 👥 2 adults

Take a day to explore something that isn't on our itinerary.

We recommend checking out the Wellness Center at Waldhotel Doldenhorn - which includes a day spa, steam rooms, hot tubs, and pools.

If you're up for another walk, there is a trail that goes around the small city of Kandersteg and passes by the beautiful Almenbachfalle Waterfall.

Additionally, there is the Ricola Herb Garden as well.

<https://www.ricola.com/en/experience/herb-gardens/kandersteg-herb-garden>

We recommend using this day to relax - if possible - as the hiking days before and after are likely to take a toll on you!



Stay at
19:00

Swiss Chalet Homestay ★★★★★

📍 Acherestrasse, Acherestrasse, Kandersteg, Switzerland -

Day 8

Oeschinensee Lake & the Rodelbahn - Plus, Swiss Culture Night

Enjoy alphorns, yodelling, traditional dances and the fascinating Swiss culture.



Start at
10:00

Gondola to Skilift Bire at the Rodelbahn, then Easy Hike to Oeschinensee Lake

📍 Gondelbahn Kandersteg Oeschinensee, Oeschistrasse 50, 3718 Kandersteg, Switzerland, Kandersteg -

🕒 6 hours 👥 2 adults

\$22.20

A must do for anyone visiting Kandersteg. The Oeschinensee gondola takes you to one of the most beautiful locations around Kandersteg.

This modern gondola takes you quickly to 1,689m where you can get the Rodelbahn, take a hike, walk to the lake for a swim, row a boat or just enjoy being in a UNESCO world heritage site.

Oeschinensee is a beautiful alpine lake and probably the most famous in the Kandersteg area.

The path to the lake starts at the Tourist Office in Kandersteg. It then follows up a well-marked path, a tarmac road in places, which is suitable for all ages. There is an alternative footpath, that follows underneath the gondola. This is steeper and less scenic but shorter and quicker to reach the lake. By Gondola, there is a wide footpath from the top station that leads down to the lake.

Hike: <https://www.kisc.ch/programme-adventure/oeschinensee-hike>

Gondola: <https://www.kisc.ch/programme-adventure/oeschinensee-gondola>



Start at
10:30

Summer Sled Run 'Rodelbahn'

📍 Rodelbahn Oeschinensee, Kandersteg, Switzerland -

🕒 30 minutes 👤 2 adults

\$4

Try sledding in summer!

Speed through the beautiful Swiss mountains on the 750m long summer sled run. Located near Oeschinensee, it is both easily accessible and great fun for Scouts of all ages.

Schedule

This activity must be done before 11:30. After this, the Scout discounted price does not apply.

Pricing

- Price adult 1 run before 11:30: CHF 4.00
 - Price child 1 run before 11:30: CHF 3.00
 - Price adult 5 runs before 11:30: CHF 18.00
 - Price child 5 runs before 11:30: CHF 13.00
-



Start at
13:00

Rowing Boats at Oeschinensee

📍 Boat Rental Oeschinensee, Kandersteg, Switzerland -

🕒 1 hour 30 minutes 👤 2 adults

\$28

Enjoy a relaxing paddle on Oeschinensee and experience the alps from a whole new angle.

After rowing you can take a swim in the icy cold glacier water.

Pricing

- One boat for 30 minutes: CHF 17.00
- One boat for 1 hour: CHF 28.00

Advertised price is per boat, not per person. Maximum of 4 people per boat.

Price includes boat hire and life vest(s).



Start at
20:00

Swiss Culture Night

📍 Primarschule, Kandersteg, Switzerland -

🕒 2 hours 👥 2 adults

Kandersteg village invites you for a unique Swiss evening.

Join the locals to enjoy alphorns, yodelling, traditional dances and enjoy their fascinating culture. An excellent way to have great fun and experience Switzerland.

Schedule

The Swiss Culture Night runs some Wednesday nights once a month on 17th June, 8th July, 22nd July, 5th August and 2nd September.

<https://www.kisc.ch/programme-adventure/swiss-culture-night>

Day 9

Jungfrauoch, the Top of Europe, including the Eiger Trail into Grindelwald

Train to Grindelwald optional



Start at
07:00

Jungfrauoch, Eiger Trail, and Grindelwald Day trip

📍 Sphinx Observatory, Eigergletscher-Jungfrauoch, Grindelwald, Switzerland -

🕒 12 hours 👥 2 adults

\$190

Travel like never before as you take trains and a coach to the top of Europe and marvel at the wonders the Swiss Alps and the Aletsch glacier have to offer.

Your coach will pick you up at KISC and take you to the base of the Jungfrauoch. Here you will take a train ride like none before, passing through mountain tunnels, changing at train stations in the middle of the mountains and reaching an altitude of 3,454 metres. Once you reach the top, the views will take your breath away. The train will take you part way down, stopping at Kleine Scheidegg where you will then hike the rest of the way to Grindelwald, giving you the chance to take in the beautiful surroundings of the area. At the station, you will meet your coach and return to KISC.

<https://www.kisc.ch/programme-adventure/jungfrauoch-eiger-trail-day-trip>

Day 10

Lauterbrunnen Valley Scenic Waterfalls & the mighty Trummelbach Falls

Optional Schilthorn Mountain



Depart

08:00

Train to Interlaken - Bus to scenic Lauterbrunnen

📍 Kandersteg, Bahnhof, Kandersteg, Switzerland - Lauterbrunnen, Bahnhof, Lauterbrunnen, Switzerland -

🕒 2 hours 👤 2 adults

\$41

Travel from Kandersteg to explore Lauterbrunnen.

Lauterbrunnen, Switzerland is one of the most iconic and picturesque places in all of Switzerland - and that is saying a lot considering how majestic this entire country is.



Start at

10:00

Lauterbrunnen, Trummelbach Falls, and optional Schilthorn Mountain

📍 Lauterbrunnen, Switzerland -

🕒 7 hours 👤 2 adults

\$11

Some of the most iconic photos of Switzerland come from Lauterbrunnen - like the one with the waterfall flowing off of the side of a mountain behind a perfect Swiss village - so we had to plan a day to travel to this small village and see [Trummelbach Falls](#) (ind).

Not far from Lauterbrunnen is the area where they filmed the James Bond movie [On Her Majesty's Secret Service](#) - Schilthorn Mountain! Other James Bond films were also filmed in Switzerland including the Contra dam in the Vezasca Valley from [Goldeneye](#), Furka Pass from [Goldfinger](#), and the slopes of St Moritz from [The Spy Who Loved Me](#). While we didn't go up to the James Bond restaurant and museum on Schilthorn Mountain, we hear that it is amazing and we're planning to do it next time.

To save on cost, we decided to head west on the train to Thun, to see [Thun Castle](#) (CHF 6). The history of Switzerland is rich and beautiful - and both of these towns were well covered in the [Lonely Planet guide](#)! Lastly, we took a Ferry on Lake Thunersee from Thun to Spiez (ind) - one of the [Interlaken](#) lakes. It was gorgeous and we would highly recommend it for the views alone!



Arrival

17:00

Train to Interlaken - Bus to scenic Lauterbrunnen

📍 Lauterbrunnen, Bahnhof, Lauterbrunnen, Switzerland - Kandersteg, Bahnhof, Kandersteg, Switzerland -

Day 11

Day Trip to Zermatt & the Matterhorn



Depart

05:40

Swiss Travel Pass (4 Day-Flex) - Zermatt & Matterhorn Day Trip

📍 Kandersteg, Bahnhof, Kandersteg, Switzerland - Zermatt, Bahnhof, Zermatt, Switzerland -

🕒 3 hours 10 minutes 👤 2 adults

\$177.15

Travel from Kandersteg to explore Zermatt.

Check in advance if you'll be there during the seven summer weeks that they do this each year, but it's really cool to see a herd of roughly 50 blackneck goats - all wearing small swiss "cow bells" - passing through the Bahnhofstrasse. It occurs at 9:00 AM, each morning, and at 4:30 PM, each evening, on those weeks. They are "the most photographed goats in the world".

We also enjoyed hiking around the **Furi Wanderweg** (ind), and took a cable car to a viewing location for **The Matterhorn** (ind). Keep in mind that the clouds tend to find their way near the Matterhorn and that it may be difficult to get a clear shot - so sticking around Zermatt for awhile is probably a good idea if you want a decent shot.

Additionally, we recommend checking out either the Gornergrat, Glacier Paradise, or the Matterhorn Museum.

Day 12

Move to Lucerne, take a Ferry Across Lake Lucerne & to the top of Mount Rigi

Stunning views overlooking the lakes



Depart
10:40

Swiss Travel Pass (4 Day-Flex) - Relocate to Lucerne

📍 Kandersteg, Bahnhof, Kandersteg, Switzerland - Bahnhofplatz, Bahnhofplatz, Luzern, Switzerland -

🕒 3 hours 30 minutes 👤 2 adults

\$79.25

Travel from Kandersteg to explore Lucerne.



Check-in
15:00

Cozy Apartment in Lucerne ★★★★★

📍 Rotsee, Switzerland -

🕒 2 nights 👤 2 adults

\$254

Near a nature recreation area, Rotsee.

20 minute walk from the Lion Monument and the Old Town.

Train Station is 5-10 minutes by bus.

Amenities WiFi everywhere

Iron

TV in Rooms

[Show more](#) ▾



Start at
15:30

Lucerne Swiss Pass: Round-Trip Ferry & Cogwheel Train up Mount Rigi

📍 Lucerne, Switzerland -

🕒 3 hours 👤 2 adults

- Take the scenic ferry across Lake Lucerne to Vitznau

- Board the connecting cogwheel train up to Mt. Rigi, with impressive views of the Swiss Alps and three beautiful lakes
- Follow the hiking trail back down to Rigi Kaltbad
- Take the cable car from Rigi Kaltbad to Weggis
- Hop on the ferry returning to Lucerne

Day 13

Free day to explore Lucerne or enjoy your own adventure



Free Day in Lucerne

Start at
09:00

11 hours 2 adults

Take a day to explore something that isn't on our itinerary.

Day 14

Head off to your next destination



Cozy Apartment in Lucerne ★★★★★

Check out
10:45

Rotsee, Switzerland -



Swiss Travel Pass (4 Day-Flex) - Take the Train back to Zurich Airport

Depart
11:30

Luzern Train Station, 39 Baselstrasse, Luzern, Switzerland - Zurich Airport, Kloten, Switzerland -

1 hour 30 minutes 2 adults

\$79.25

Travel from Kandersteg to explore Zurich.

If your flight is later in the evening, you could park your luggage at "checked luggage" for a small fee.

Arrive a day early or depart a day later to explore Zurich!

STAYS

Day 1 - Day 12

Swiss Chalet Homestay ★★★★★

📍 Acherestrasse, Acherestrasse, Kandersteg, Switzerland -

🕒 11 nights 👤 2 adults

\$127

What could be better than staying in an actual Swiss Chalet to set the stage for your Switzerland vacation?

Free parking on premises, single level home

Guest Access via Lockbox

Amenities WiFi everywhere

Fully equipped kitchen

Oven

[Show more](#) ▾

Day 5 - Day 6

Overnight at the Ueschinen Hut ★★★★★

📍 Acherestrasse, Acherestrasse, Kandersteg, Switzerland -

🕒 1 night 👤 2 adults 🍷 Without Breakfast

Practising climbing, return to eat your own packed dinner/snacks (or the one you purchased for cooking from KISC prior to the start of this hike), then sleep at the Ueschinen Hut at 2'000 m

Day 12 - Day 14

Cozy Apartment in Lucerne ★★★★★

📍 Rotsee, Switzerland -

🕒 2 nights 👤 2 adults

\$254

Near a nature recreation area, Rotsee.

20 minute walk from the Lion Monument and the Old Town.

Train Station is 5-10 minutes by bus.

Amenities WiFi everywhere

Iron

TV in Rooms

Show more 

PRICING

Pricing Summary

Majestic Switzerland - Fully Customizable for under \$1955 per person!	
Travelers	2 adults
Price per person	\$1,953.91
Total price	\$3,907.81

Prices are based on

Transportation	Units	Duration	Price
Swiss Travel Pass (4 Day-Flex) - Zurich Airport to Kandersteg	2 Pax	3 hours	\$177.15
Train to Interlaken - Bus to scenic Lauterbrunnen	2 Pax	2 hours	\$85.32
Swiss Travel Pass (4 Day-Flex) - Zermatt & Matterhorn Day Trip	2 Pax	3 hours 10 minutes	\$177.15
Swiss Travel Pass (4 Day-Flex) - Relocate to Lucerne	2 Pax	3 hours 30 minutes	\$177.15
Swiss Travel Pass (4 Day-Flex) - Take the Train back to Zurich Airport	2 Pax	1 hour 30 minutes	

\$177.15

Train to Interlaken

2 Pax

1 hour

\$85.32

Total

\$879.24

Accommodation

Nights

Rooms

Price

Swiss Chalet Homestay

11

1

\$1,166

Overnight at the Ueschinen Hut

1

1

Cozy Apartment in Lucerne

2

1

\$254

Total

\$1,420

Activity

Units

	Duration	Price
Rafting & Canyoning Combo	2 Pax 7 hours 30 minutes	\$393.30
Chocolate & Cheese Trip - Gruyère & the Cailler Chocolate Factory	2 Pax 10 hours	\$166.48
Lauterbrunnen, Trummelbach Falls, and optional Schilthorn Mountain	2 Pax 7 hours	\$22.89
Lucerne Swiss Pass: Round-Trip Ferry & Cogwheel Train up Mount Rigi	1 Pax 3 hours	
Three Valleys Hike'n'Climb - Moderate Hiking & Beginner Rock Climbing - Day 1	2 Pax 10 hours 45 minutes	\$201.44
Three Valleys Hike'n'Climb - Serious Hiking & Valley Scenery - Day 2	1 Pax 10 hours 15 minutes	
Swiss Culture Night	1 Pax 2 hours	
Paragliding in Kandersteg		

2 Pax

2 hours

\$343.36

Hike the Kandersteg Trail to Blausee (Bus Optional)

2 Pax

5 hours

\$2.08

Gondola to Skilift Bire at the Rodelbahn, then Easy Hike to Oeschinenensee Lake

2 Pax

6 hours

\$46.20

Free Day in Lucerne

1 Pax

11 hours

Free Day / Relax Day in Kandersteg

1 Pax

4 hours

Jungfrauoch, Eiger Trail, and Grindelwald Day trip

2 Pax

12 hours

\$395.38

Summer Sled Run 'Rodelbahn'

2 Pax

30 minutes

\$8.32

Rowing Boats at Oeschinensee

1 Piece

1 hour 30 minutes

\$29.13

Total

\$1,608.57

ABOUT US



Bradley Urias
Bespoke Travel Planner
[1-972-638-7427](tel:1-972-638-7427)
info@eatwanderexplore.com

More About Bradley

Bradley started out by managing Excursions and Day Trips for the Wellness Club, and the RSO, at Ross University in Dominica in the Caribbean. His travels have brought him to Mexico, Kuwait, Djibouti, Kenya, England, Dominica, St. Lucia, Belize, Honduras, Grand Cayman, Jamaica, and the Bahamas while living in the United States. He has experience as a Senior Consultant, Financial Analyst, IT Department Controller, and an Investment Manager. He has an M.B.A. and currently serves as Operations Manager, Content Creator, and Trip Planner at Eat Wander Explore.

About Eat Wander Explore

We created **Eat Wander Explore** to: **MAKE TRAVEL EASY** and to make the travel-life possible for everyone else too. In fact, our [Explorer+ Members](#) are already **earning and winning some amazing free vacations!** Our goal is to help everyone experience travel - and we want you to be able to join in on the adventure with us. If there's anything else that we can do to make it feel more real to you, just let us know and we'll do our best to help out! Check out EatWanderExplore.com for more information.

Eat Wander Explore

Davenport, Florida info@eatwanderexplore.com

